



# Logging In

 Modó App Center

## Sign in to Modó Authenticate

Email address: kadamsarca@ucmerced.edu



**Enter UC Merced Email**

Password



**Enter Password**

[Forgot your password?](#)



**Forgot Password**

<https://www.modolabs.net/organizations/ucmerced/dashboard>




# Logging In

**Modo App Center** Katie Adams Arca ▾

**ORGANIZATION**  
UC Merced ▾ View Delegate Manage


Applications in this organization

**Test & Play**

 **SANDBOX UC Merced**  
<https://xa2nb9rwwqz1vn4l-prod.modolabs.net>

View Create Communicate Analyze Delegate Manage

**Live instance**

 **UC Merced**  
<https://connect.ucmerced.edu>

View Create Communicate Analyze Delegate Manage

Choose an environment



# Workspaces

APPLICATION UC Merced ▾

View Create Communicate Analyze Delegate Manage

## Application : View



### UC Merced

Production URL: <https://ucmerced-prod.modolabs.net>

Test URL: <https://ucmerced-test.modolabs.net>

Native app: UC Merced Connect

Go Code: MERCED

©2020 Modo Labs, Inc. All rights reserved. [Terms of service](#)



Click "Create" to edit content



# Workspaces

APPLICATION UC Merced

View Create Communicate Analyze Delegate Manage

### Application Dashboard

Test Deploy Production Deploy

#### Workspaces

📁 OIT

#### My recently edited items

Displaying the 5 most recently edited items.

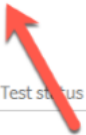
Title	Type	Workspace	Test status	Production status	My last edit
You have not made any edits recently					

#### My deployment requests

You submitted the following new or edited items to be approved by others for deployment.

Title	Deploy to	Approval status	Submitted
You have not made any deployment requests			

©2019 Modo Labs, Inc. All rights reserved. [Terms of service](#)



Choose a workspace

\*You will see the workspace(s) that you have access to\*



# Modules

APPLICATION UC Merced

View Create Communicate Analyze Delegate Manage

WORKSPACES >

Auxilliaris Test  Deploy Production  Deploy

Contents Configuration Delegation History

3 modules + 14 screens Add

Title	Type	Custom screens	Test status	Production status	Last edited
Campus Resources campus	Publish	7	✓ Up to date	✏ Edited	Oct 12, 2020 9:12 PM
Eat eat	Publish	3	✓ Up to date	✏ Edited	Aug 31, 2020 1:36 PM
Live live	Publish	4	✓ Up to date	✏ Edited	Sep 3, 2020 1:20 PM

No data sources Add

These are modules, select the module you want to edit



# Modules

APPLICATION UC Merced

View Create Communicate Analyze Delegate Manage

MODULES + SCREENS >

**Eat** Test  Deploy Production  Deploy

Publish Module (eat) in the [Auxiliaries workspace](#)

Configuration Screens (3) Files (0) Usage Delegation History

**Configuration**

Name \* Eat  
Display name for this module. To ensure a quality user experience, this value should be limited to around 25 characters.

Admin label  
Optional display name shown only to administrators, to help identify items with the same or similar names.

ID: eat

Icon \* dining  
Icon which represents this module throughout the app (navigational home screens, app-wide navigation menu, and top navigation bar except on iOS native). This icon, with this same name, must exist in all required sizes in every iconset used in any theme used in this app.

Additional configuration  
Module strings (Advanced Configuration)  
Module authorization

Click the "Screens" tab in the Module Editor



# Screens

APPLICATION UC Merced

View Create Communicate Analyze Delegate Manage

Test  Deploy Production  Deploy

Configuration Screens (3) Files (0) Usage Delegation History

### Module screens

Default (Index) screen: Eat Home (home) Save

The first screen shown when a user navigates to this module.

### User-created screens

Import Create screen

Title	Type	Test status	Production status	Last edited
Eat Home home	Mondrian	<input checked="" type="checkbox"/> Up to date	<input checked="" type="checkbox"/> Edited	Oct 12, 2020 3:46 PM
The Pavilion pavillion	Collage	<input checked="" type="checkbox"/> Up to date	<input checked="" type="checkbox"/> Edited	Oct 9, 2020 2:12 PM
Where To Eat where_to_eat	Collage	<input checked="" type="checkbox"/> Up to date	<input checked="" type="checkbox"/> Edited	Oct 9, 2020 2:35 PM

These are the screens, choose the screen you want to edit



# Screens

Modo App Center Katie Adams Arca

APPLICATION UC Merced

Content is where you edit images, links, text  
 Styles is where you manage the design settings  
 Visibility manages who sees the content and on which devices/instances

View Create Communicate Analyze Delegate Manage

Save & Preview Revert Test Deploy Production Deploy

Navigator Editor

Screen settings Background Hero section **Tile blocks**

1 tile block 2 tile block 2 tile block 2 tile block 4 tile block 1 tile block 3 tile block 4 tile block

2 tile block

Tile 1

Select content type: Image and text

Foreground image Upload

Image dimensions should be between 480x160px and 1200x400px. Image will be resized to 780x260px. Max file size is 1MB.

Alt text Meal Plans

A brief description of this image, used by screen readers.

Title Meal Plans

Allowed HTML tags: <em> <strong> <i> <b> <br> <span> <sup> <sub>

Subtitle Resident | Faculty and Staff | Commuter

Allowed HTML tags: <em> <strong> <i> <b> <ul> <ol> <li> <br> <span> <sup> <sub>

Background image Replace

Large phone Faculty (faculty)

Rotate Inspector



"Tile blocks" or "Content" (depending on the screen type) is where you edit the majority of the content on a screen

This is the screen editor. There is a lot here so please visit the Modo Training portal for more information.

- Working with Screens (27:31) [https://i.modolabs.com/highered/training/\\_/working\\_with\\_screens](https://i.modolabs.com/highered/training/_/working_with_screens)





# URL Tutorial

- On desktop, content can be accessed via URL
- Understanding the URL will help you understand the basic structure of Connect.
- This is useful when you need to navigate the back end to update content.

URL Example: [https://connect.ucmerced.edu/student/study/\\_/kolligian\\_library](https://connect.ucmerced.edu/student/study/_/kolligian_library)


Breakdown: <https://connect.ucmerced.edu>/student/[study](#)/\_[kolligian\\_library](#)

**Module:** Modules are the buckets that content is organized. There can be various screens within each module. Modules include Eat, Study, Live, Campus Resources, Live, OIT, HR etc

**Screens:** There can be various screens within a module depending on the content that is relevant to the module type. The screen editor is where content is updated.



# Practice



### THE PAVILION

- Common Grounds >
- Pavillion Menus >

### ABOUT THE PAVILION



The newest dining commons on campus, pairs seating for more than 600 guests with lakeside views.

[LEARN MORE](#)



- Buses & Parking
- I.T.
- Alumni
- Library
- Public Safety
- Summer Session
- Extension

### STUDENT RESOURCES

- Career Services
- Health Services
- Academic Resources

### CONNECT WITH US

Feedback



# Workspaces

Workspace Access List

<https://airtable.com/shrnZ6wi0qD1ZwFmJ>

Connect User Change Form

<https://airtable.com/shrv6vzRQIyA63ZZ2>